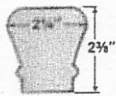


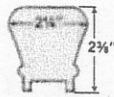
OVER THE POST

RAILS, BALUSTERS, SHOERAIL


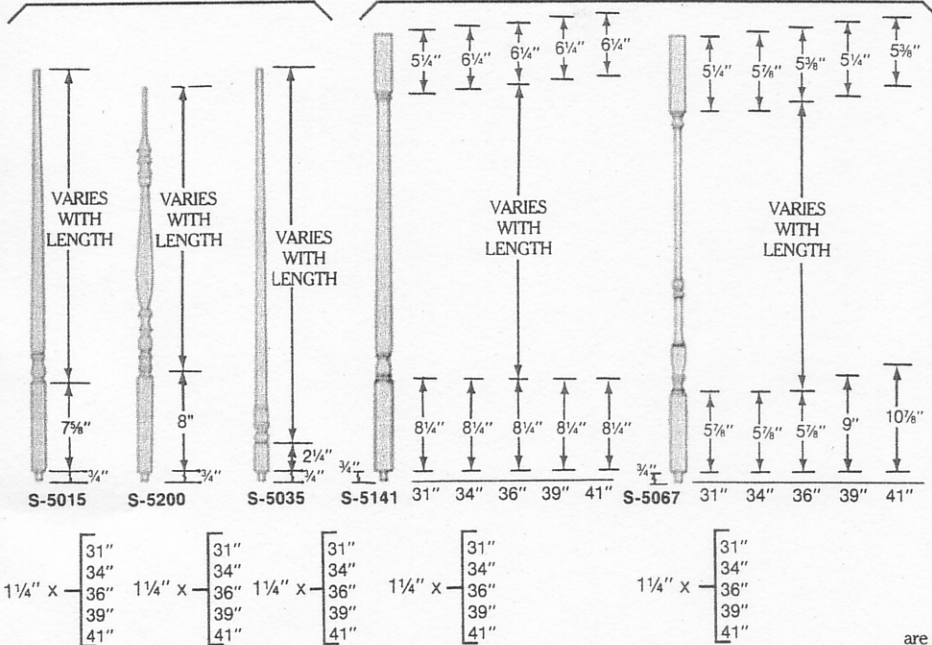
Use S-5015, S-5200, or S-5035 balusters with S-6010 rail. Use S-5067 or S-5141 balusters with S-6010 P rail.




S-6010
Fittings Avail.



S-6010 P
Fittings Avail.



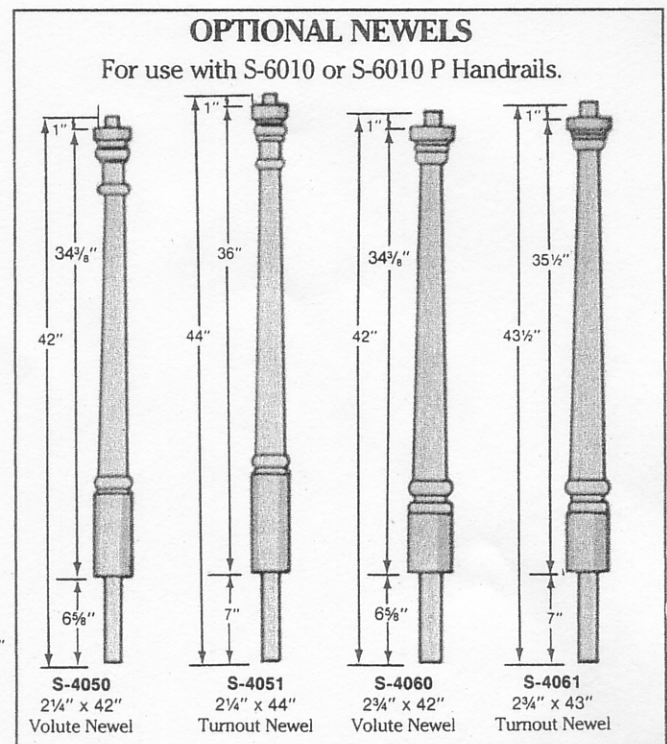
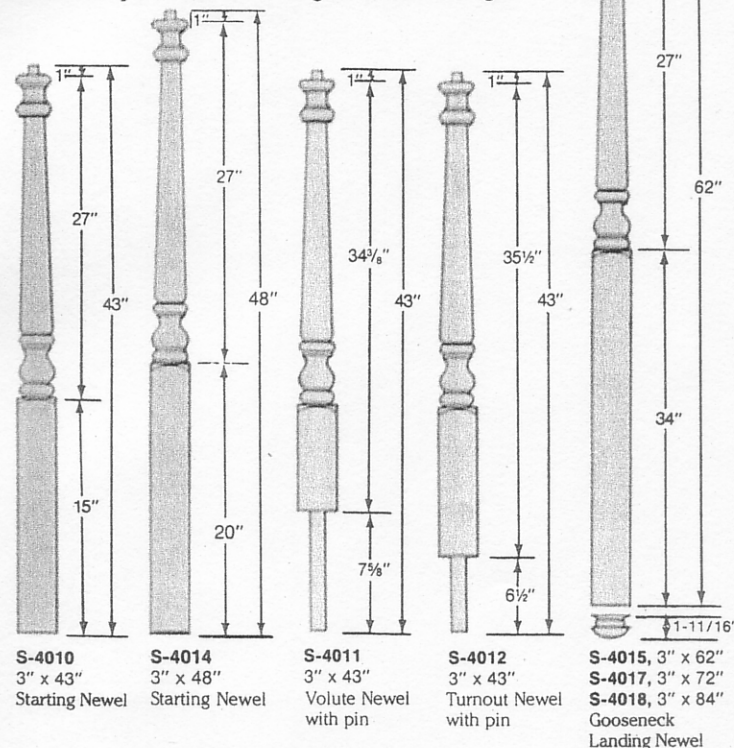
Pictured: S-6010 Handrail, S-4011 Volute Newel, S-7035 R.H. Volute, S-5015 Balusters, S-8010 Starting Step.



Overall Baluster lengths are taken from the bottom of the pin.

NEWELS

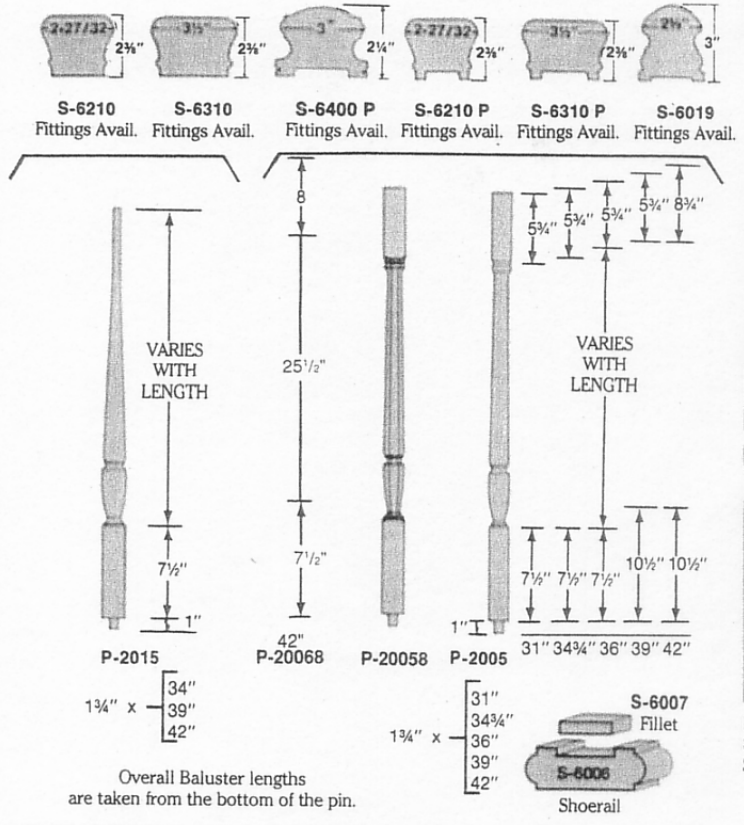
Use the S-4010 or S-4014 **everywhere** except under 2-rise goosenecks, volutes, and turnouts. Use the S-4011 under volutes which require a starting step. Use the S-4012 under turnouts which require a starting step. Use the S-4015, S-4017 or S-4018 at the corner of an "L"-shaped stair under a gooseneck fitting.



OVER THE POST

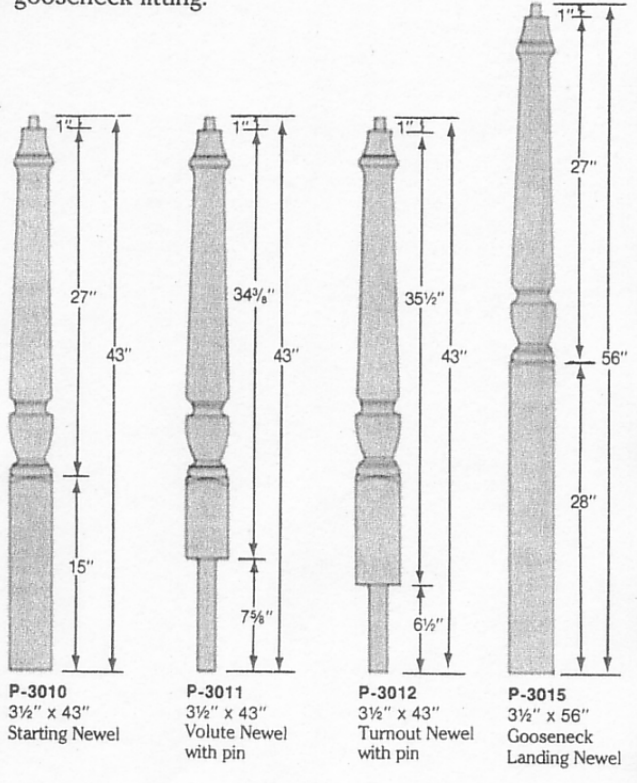
RAILS, BALUSTERS, SHOERAIL

Use P-2015 baluster with S-6210 or S-6310 rail. Use P-2005 baluster with S-6400 P, S-6210 P, S-6310 P or S-6019 rails.



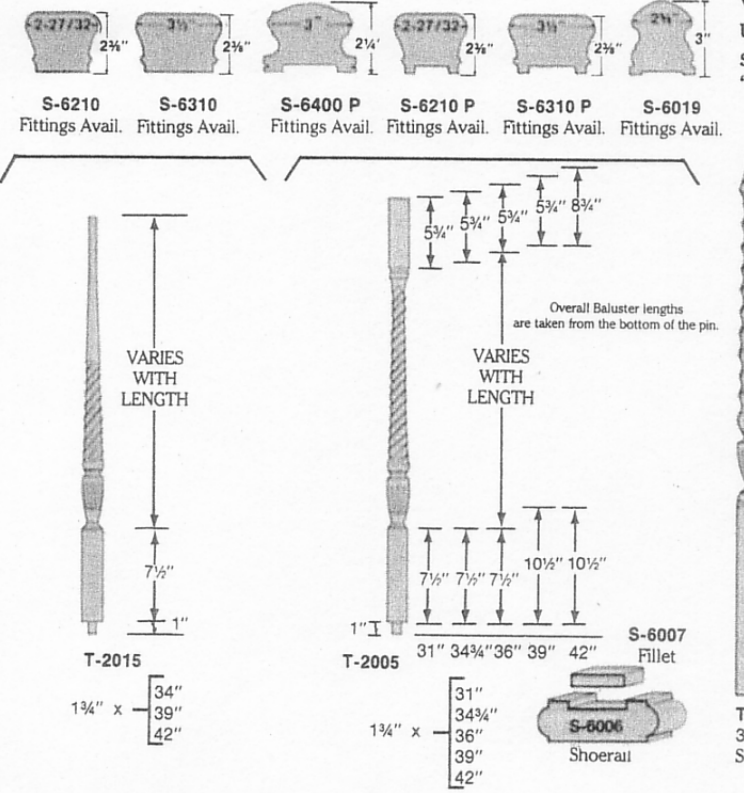
NEWELS

Use the P-3010 **everywhere** except under 2-rise goosenecks, volutes, and turnouts. Use the P-3011 under volutes which requires a starting step. Use the P-3012 under turnouts which requires a starting step. Use the P-3015 at the corner of an "L"-shaped stair under a gooseneck fitting.



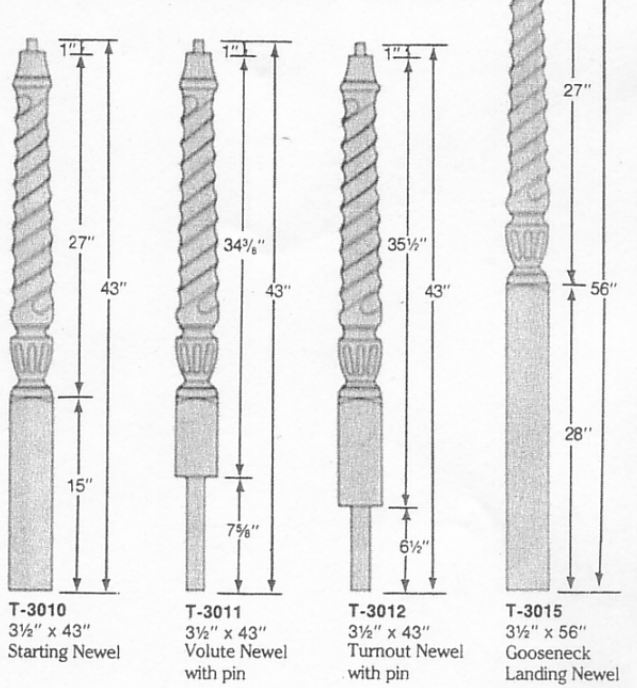
RAILS, BALUSTERS, SHOERAIL

Use T-2015 baluster with S-6210 or S-6310 rail. Use T-2005 balusters with S-6400 P, S-6210 P, S-6310 P or S-6019 rails.



NEWELS


Use the T-3010 **everywhere** except under 2-rise goosenecks, volutes, and turnouts. Use the T-3011 under volutes which requires a starting step. Use the T-3012 under turnouts which requires a starting step. Use the T-3015 at the corner of an "L"-shaped stair under a gooseneck fitting.



OVER THE POST

RAILS, BALUSTERS, SHOERAIL

Use S-5300 baluster with S-6210 or S-6310 rail. Use S-5005 or S-5105 balusters with S-6400 P, S-6210 P, S-6310 P or S-6019 rails.




Pictured: S-6019 Handrail, S-4271 Volute Newel, S-1935 R.H. Volute, S-5105 Balusters, S-8310 Starting Step.



S-6210
Fittings Avail.



S-6310
Fittings Avail.



S-6400 P
Fittings Avail.



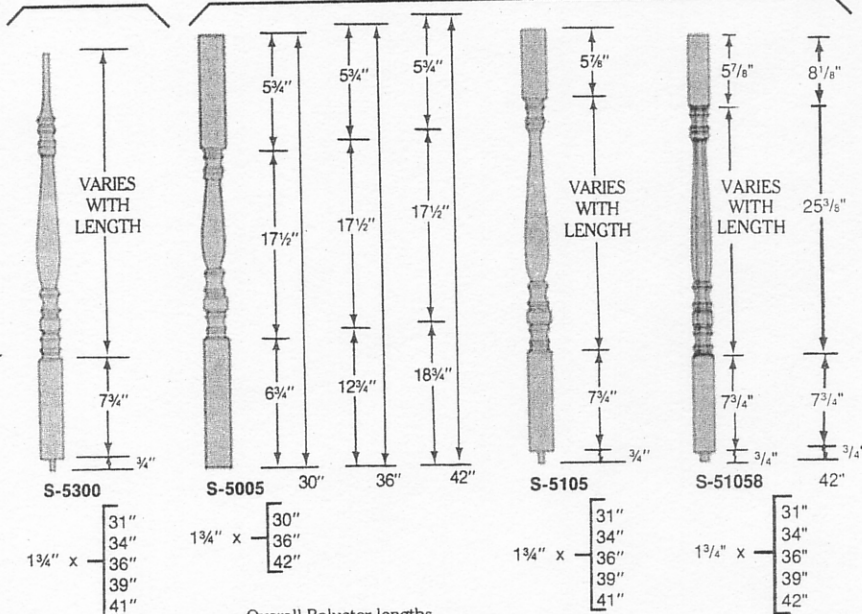
S-6210 P
Fittings Avail.



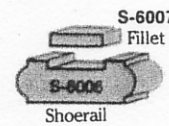
S-6310 P
Fittings Avail.



S-6019
Fittings Avail.

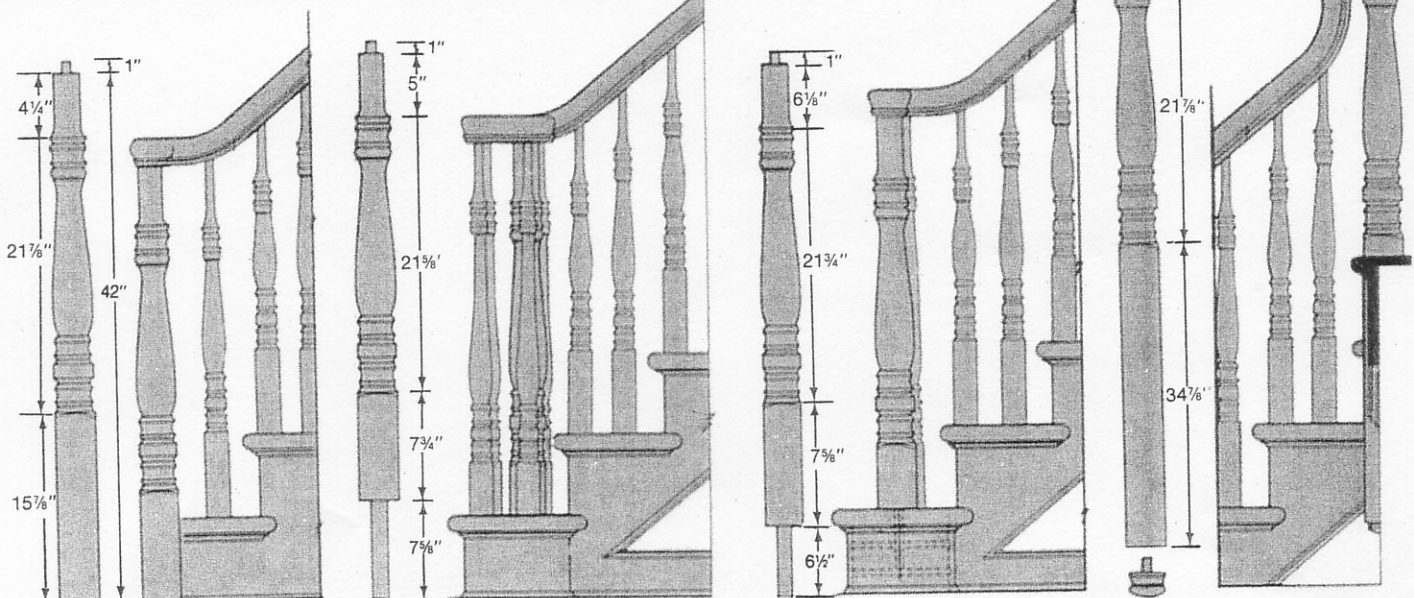


Overall Baluster lengths are taken from the bottom of the pin.



NEWELS

Use the S-4270 **everywhere** except under 2-rise goosenecks, volutes, and turnouts. Use the S-4271 under volutes which require a starting step. Use the S-4272 under turnouts which require a starting step. Use the S-4275 at the corner of an "L"-shaped stair under a gooseneck fitting.



S-4270
3 1/4" x 43"
Starting Newel

S-4271
3 1/4" x 43"
Volute Newel
with pin

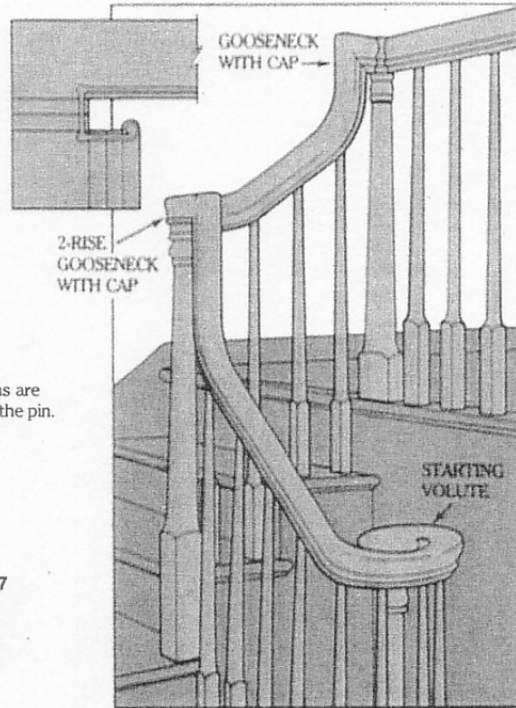
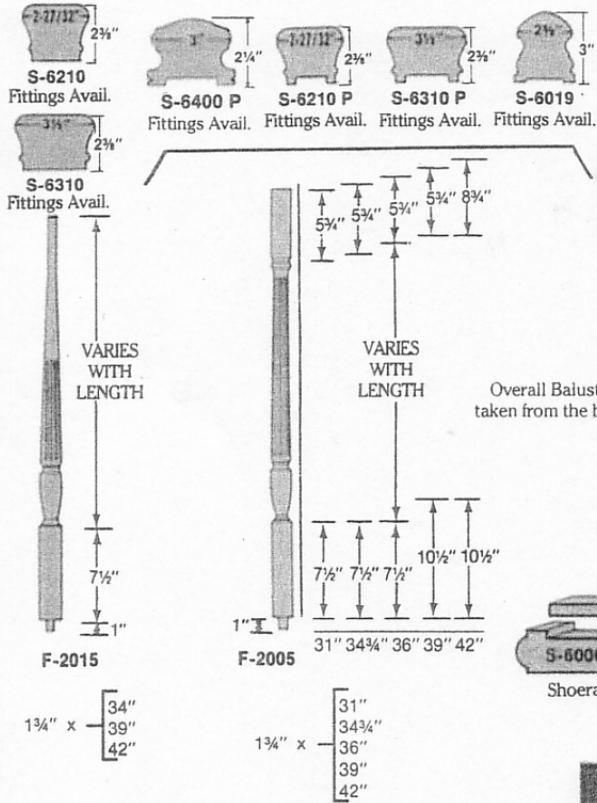
S-4272
3 1/4" x 43"
Turnout Newel
with pin

S-4275
3 1/4" x 62"
Gooseneck
Landing Newel

OVER THE POST

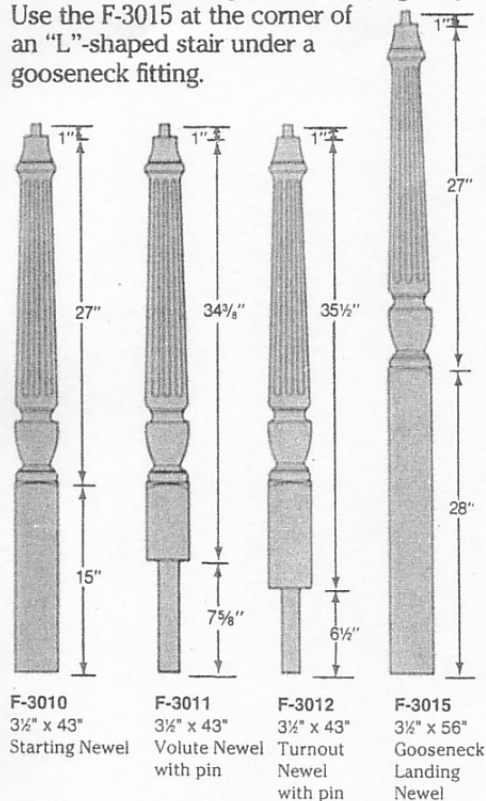
RAILS, BALUSTERS, SHOERAIL

Use F-2015 baluster with S-6210 or S-6310 rail. Use F-2005 balusters with S-6400 P, S-6210 P, S-6310 P or S-6019 rails.



NEWELS

Use the F-3010 *everywhere* except under 2-rise goosenecks, volutes, and turnouts. Use the F-3011 under volutes which requires a starting step. Use the F-3012 under turnouts which requires a starting step. Use the F-3015 at the corner of an "L"-shaped stair under a gooseneck fitting.



Pictured: S-6210 Handrail, F-3011 Volute Newels, F-3010 Starting Newel, F-2015 Balusters, S-7230 L.H. Volute, S-7235 R.H. Volute, S-8015 Starting Step.